

HOW TO WHOLE BODY WASH WITH ANTIMICROBIAL HIBIWASH®

BONDS TO AND CARES FOR SKIN, WHILST KILLING GERMS.



STEP 1: Rinse yourself and then switch off the shower.



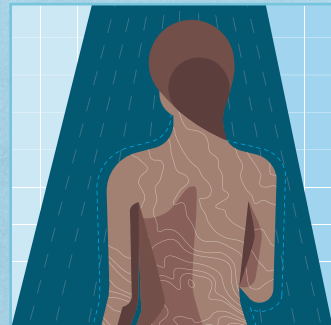
STEP 2: Wash your face with undiluted Hibiwash®, especially around the nose – avoiding your nostrils, eyes, mouth and ears.




STEP 3: Using your hands working downwards, washing your neck, arms, armpits, forearms and hands.



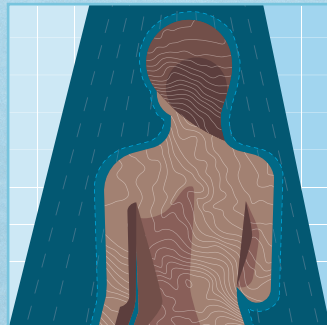
STEP 4: Continuing washing the whole body, the back, the hips and wash well around the groin area. Then move downwards to legs and feet paying attention between the toes.




STEP 5: After washing all these important areas, rinse off under the shower.



STEP 6: Now repeat steps 2 to 5, but this time starting with the hair.



STEP 7: After washing all these important areas, rinse off under the shower.



STEP 8: After final rinse, dry yourself thoroughly with a clean towel and put on clean clothes.

FIND OUT MORE AT WWW.MOLNLYCKE.CO.UK

Hibiwash®
bonded to skin



Use approx. 25ml of Hibiwash® on each washing. Cover your whole body properly with Hibiwash® for an effective reduction of the microorganisms.

Hibiwash® is a medicine, always read the package insert leaflet carefully, consult your physician, nurse or pharmacist and follow the hospital's protocol.

CONTRAINDICATIONS / DO NOT USE

Hibiwash® contains 4% w/v Chlorhexidine Gluconate. If you are allergic to Chlorhexidine Gluconate or any other ingredient in this medicine, do not use this medicinal product.

WARNINGS

- Keep out of the eyes, nose and avoid contact with the brain, meninges, middle ear, mouth and other mucosae.
- For external use only.
- This medicine should not be swallowed.
- In the event of accidental contact with eyes or ears it is recommended to wash out promptly and thoroughly with water.
- In patients with head or spinal injuries or perforated ear drum the benefit of use in pre-operative preparation should be evaluated against the risk of contact.
- Hibiwash should not be used in case of deep and extensive wounds.
- Do not inject or use in body cavities.
- Remove any soaked materials, drapes or gowns before proceeding with the intervention.
- Do not use excessive quantities and do not allow the solution to pool in skin folds or under the patient or drip on sheets or other material in direct contact with the patient.
- Hibiwash is flammable. Do not use with electrocautery procedure or other ignition sources until dry.
- Do not use for disinfecting surgical materials.
- Paediatric population: The use of chlorhexidine solutions, both alcohol-based and aqueous, for skin antisepsis prior to invasive procedures has been associated with irritation or chemical burns to neonates. Use with care in premature infants or infants under two months of age.

AFTER WASHING WITH HIBIWASH®

- Don't use any creams, powders, oils, hair care products, deodorants, perfumes, make-up, nail polish, jewelry. They may reduce the efficacy of the product.



With 4% w/v Chlorhexidine Gluconate

1. Gillespie B.M. 2021. Worldwide incidence of surgical site infections in general surgical patients: A systematic review and meta-analysis of 488,594 patients. International Journal of Surgery, 95, p.106136.

Molnlycke Health Care Ltd, Unity House, Medlock Street, Oldham, OL1 3HS UK. Tel. 0800 731 1876 Email: ors.uk@molnlycke.com

The Molnlycke and Hibi trademark, name and logo types are registered globally to one or more of the Molnlycke Health Care Group of Companies. © 2024 Molnlycke Health Care AB. All rights reserved. HQIM005150. Find out more at www.molnlycke.co.uk

